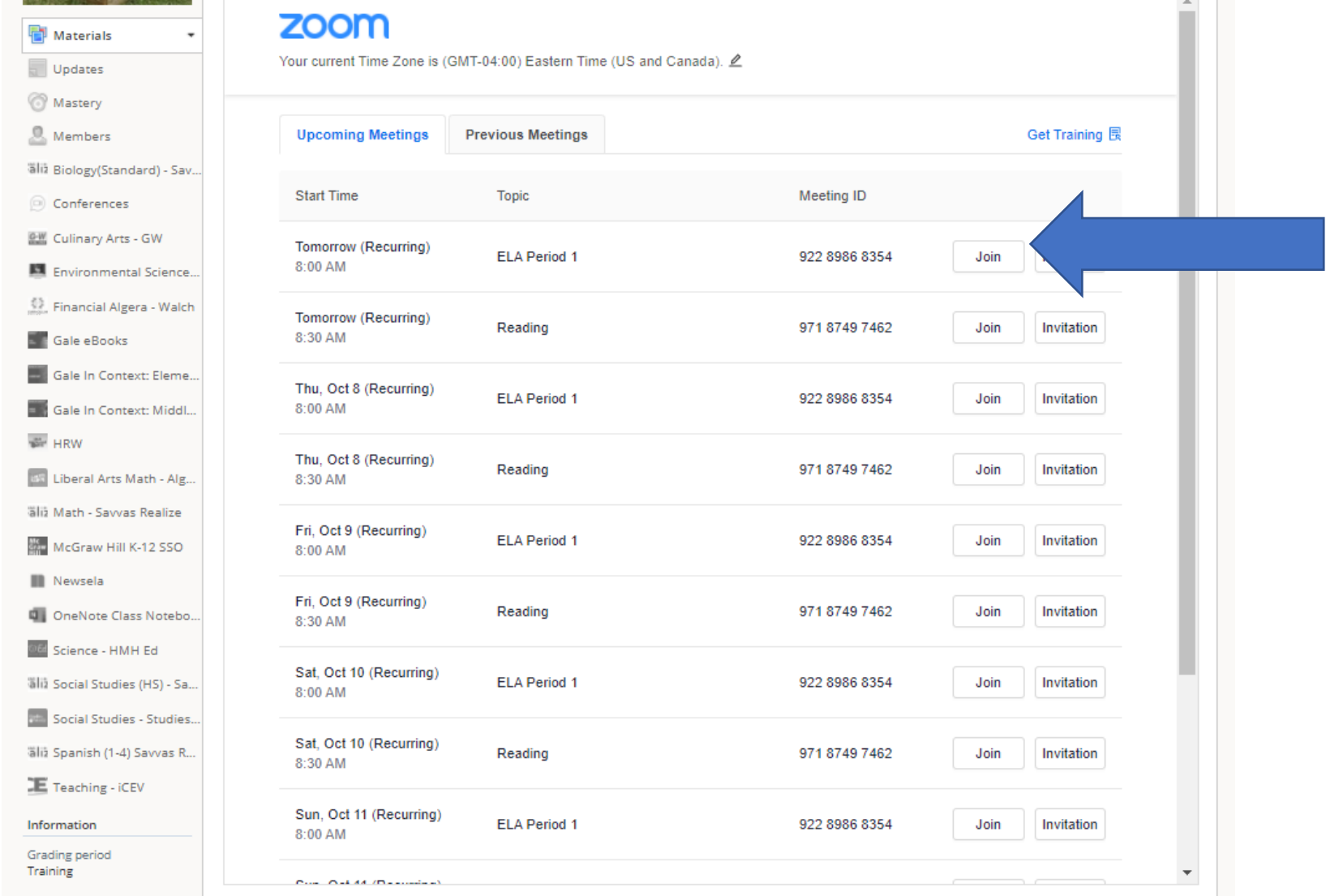


Student's access to Zoom

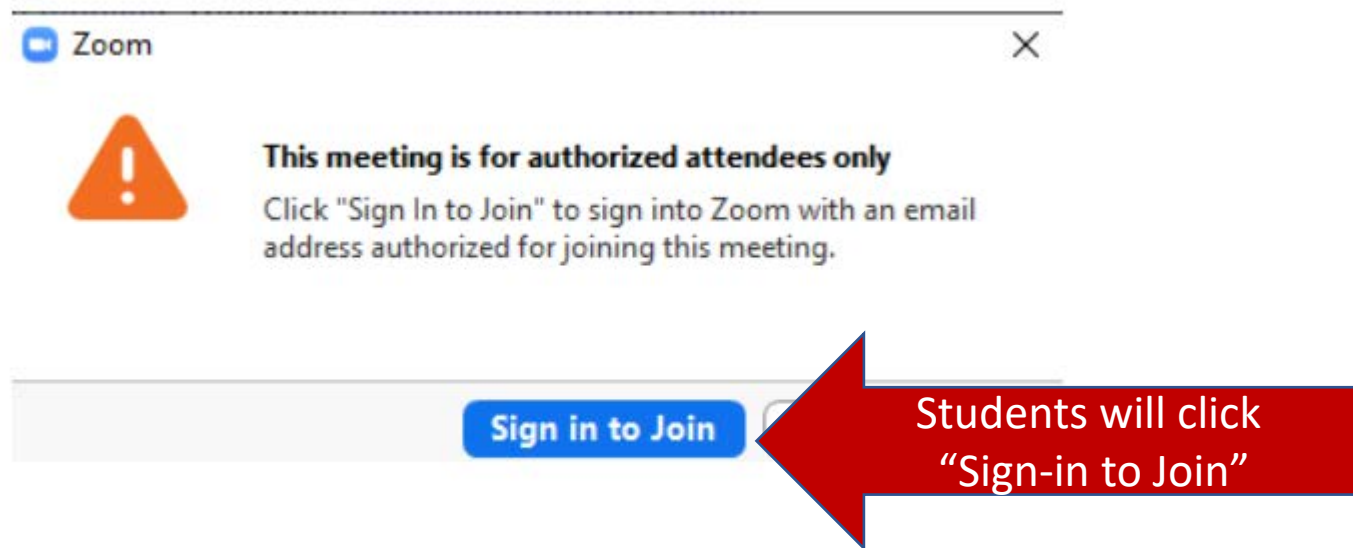
Students will enter Zoom via Materials



The screenshot shows the Zoom web interface. On the left is a sidebar with a 'Materials' dropdown menu. The main content area displays the Zoom logo, the current time zone (GMT-04:00 Eastern Time), and a list of 'Upcoming Meetings'. The meetings are organized into a table with columns for Start Time, Topic, and Meeting ID. Each row includes 'Join' and 'Invitation' buttons. A large blue arrow points to the 'Join' button of the first meeting.

Start Time	Topic	Meeting ID	Join	Invitation
Tomorrow (Recurring) 8:00 AM	ELA Period 1	922 8986 8354	Join	Invitation
Tomorrow (Recurring) 8:30 AM	Reading	971 8749 7462	Join	Invitation
Thu, Oct 8 (Recurring) 8:00 AM	ELA Period 1	922 8986 8354	Join	Invitation
Thu, Oct 8 (Recurring) 8:30 AM	Reading	971 8749 7462	Join	Invitation
Fri, Oct 9 (Recurring) 8:00 AM	ELA Period 1	922 8986 8354	Join	Invitation
Fri, Oct 9 (Recurring) 8:30 AM	Reading	971 8749 7462	Join	Invitation
Sat, Oct 10 (Recurring) 8:00 AM	ELA Period 1	922 8986 8354	Join	Invitation
Sat, Oct 10 (Recurring) 8:30 AM	Reading	971 8749 7462	Join	Invitation
Sun, Oct 11 (Recurring) 8:00 AM	ELA Period 1	922 8986 8354	Join	Invitation

Trouble Shooting Student Zoom



Sign In

 [Forgot?](#) Keep me signed in

or



[← Back](#)

[Sign Up Free](#)

- Students will enter sjcsd-us

Zoom Cloud Meetings

Sign In with SSO

Company Domain

sjcsd-us .zoom.us

[I do not know the company domain](#) [Continue](#)

[< Back](#)



SIGN UP, IT'S FREE

Confirm your email address

Welcome! Please confirm your email below to get started.

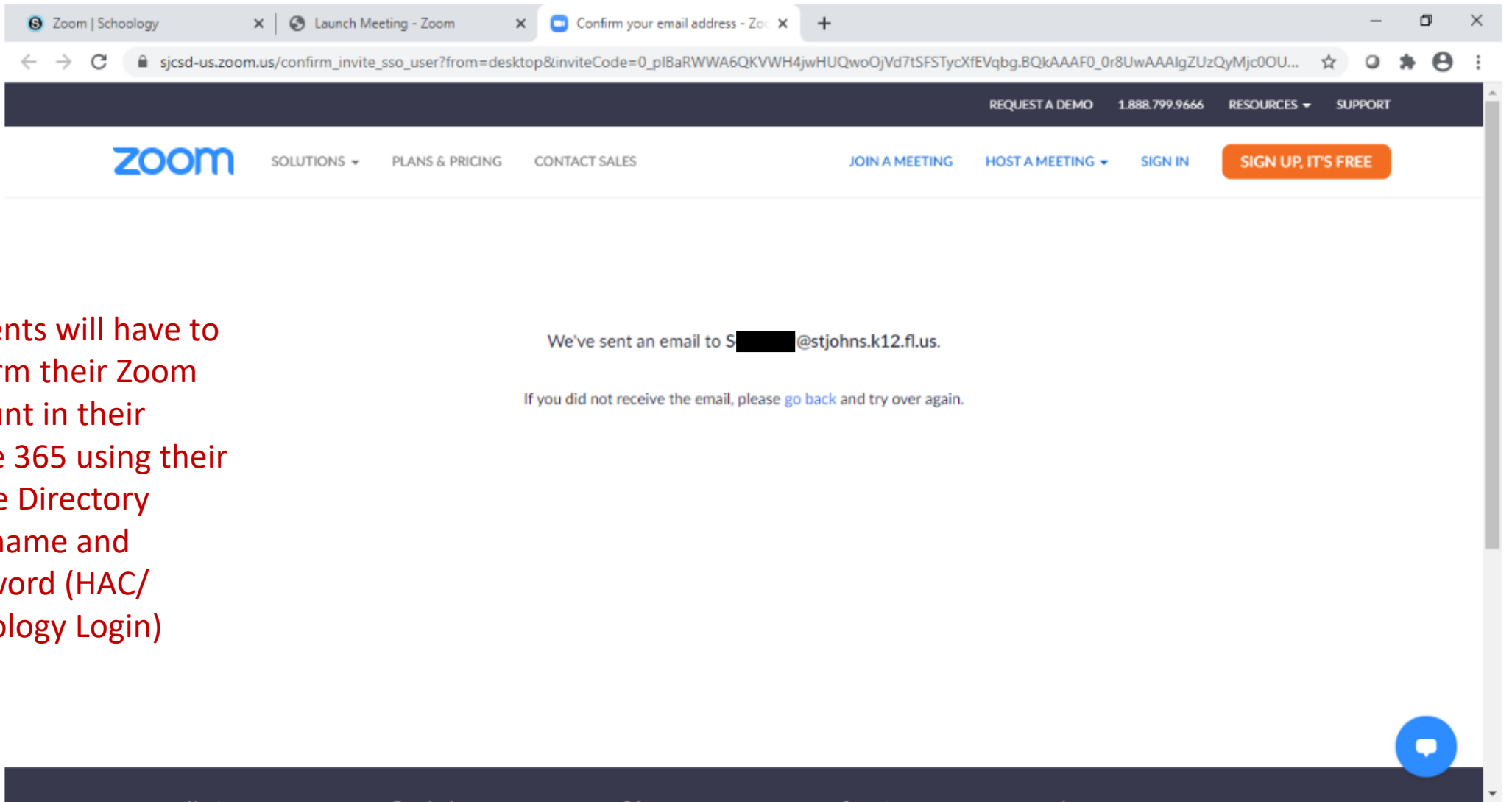
S [redacted]@stjohns.k12.fl.us

Confirm your email address



Students will have to confirm their Zoom account in their Office 365 SCHOOL DISTRICT EMAIL using their Active Directory Username and Password (HAC/ Schoology Login)





Students will have to confirm their Zoom account in their Office 365 using their Active Directory Username and Password (HAC/ Schoology Login)

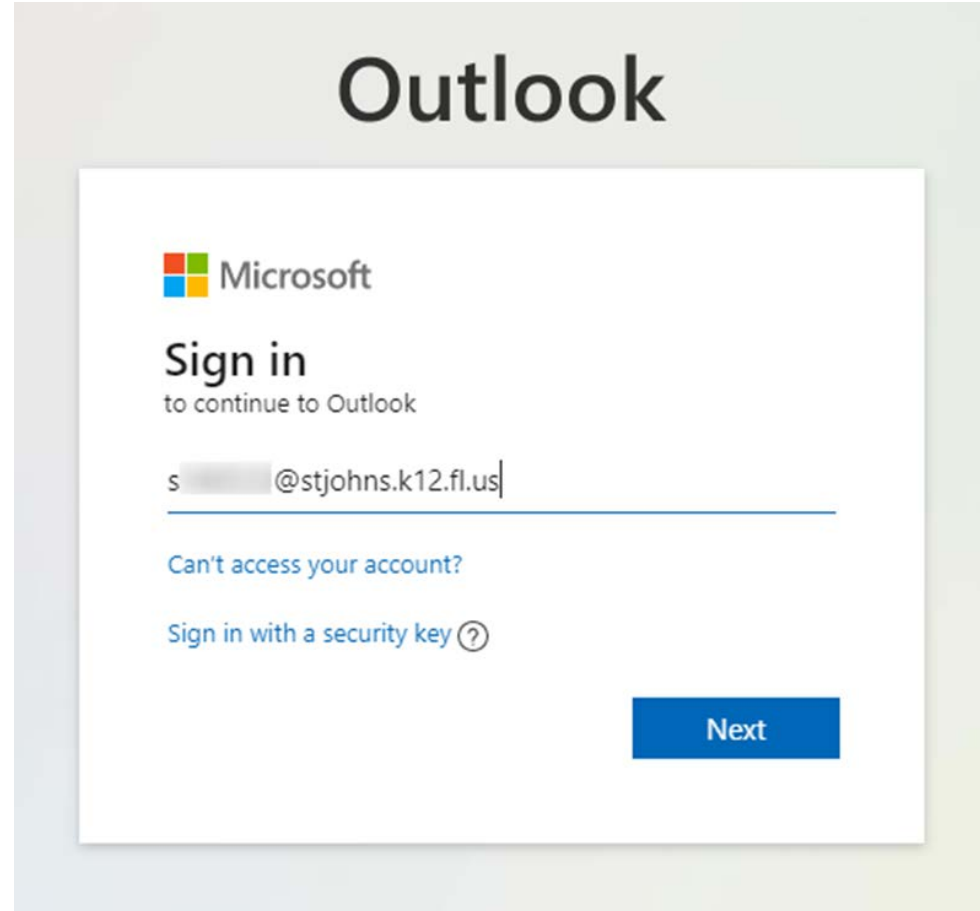
Accessing Student Office 365 email

To access Office365 Email, go to:

outlook.office.com and enter

S#####@stjohns.k12.fl.us

(each student has a unique six-digit number)



Next Step in accessing Student Office 365 email

When prompted, enter username of S##### and password

Find the email from Zoom and follow next steps



The image shows a sign-in dialog box for a Microsoft 365 account. The title is "Sign in" and the URL is "https://sjadfs.stjohns.k12.fl.us". There are two input fields: "Username" and "Password". The "Username" field contains the text "S#####". The "Password" field contains seven dots. At the bottom right, there are two buttons: "Sign in" (blue) and "Cancel" (white).

Sign in
https://sjadfs.stjohns.k12.fl.us

Username S#####

Password

Sign in Cancel

Students will go to there Office 365 email and login with their active directory email and password and confirm and switch their account Zoom Account


Confirm the requested change to your Zoom account

Zoom <no-reply@zoom.us>
To [redacted] (CHS Student)

Reply Reply All Forward

Tue 10/6/2020 1:01 PM

CAUTION: This email originated from outside of the organization. Do not click links or open attachments unless you recognize the sender and know the content is safe. Please report suspicious or potentially dangerous emails using the "Phish Alert Button".



Hello [redacted]@stjohns.k12.fl.us,

You are currently a member of the Zoom account [redacted], and you are trying to sign into the new Zoom account **St. Johns County School District (sjcsd-us.zoom.us)**. If you want to switch to become a member of the account **St. Johns County School District**, click the button below within 24 hours.


[Switch to the new account](#)

If the button above does not work, copy the link below and paste it into your browser.

https://sjcsd-us.zoom.us/invite_confirming?code=eHbyKhwpp_Fy6Q4z9BFNRINPR
[redacted]
AAA&fr=hostinvite

You do not need to take any action to remain a member of the current account.

Thank you for choosing Zoom.
-The Zoom Team



Copyright ©2020 Zoom Video Communications, Inc. All rights reserved.

All folders are up to date. Connected to: Microsoft Exchange

100%

By accepting this invitation, you are switching to a new Zoom account

Before you switch, be aware of the following:

- After you switch, you can still access your own data, such as your meetings and recordings.
- Your role in the new account will be "member". This role might have fewer privileges than your role in your current account.
- Your new account might not provide access to all of the features you have in your current account.

[I Acknowledge and Switch](#)



Click to acknowledge



Students will now be able to access their School district Zoom account.

Your account has been switched successfully

You are now a member of the Zoom account St. Johns County School District.

[Sign In to Profile Page](#)

